

NOLU-CP™ CURVES

FOR HARSH ENVIROMENTS OR ABRASIVE CONDITIONS



FEATURES AND BENEFITS

- Machined curves allowing for custom configurations
- Wide selection of curve radii and angles
- New magnetic curve design for improved retention and smoother motion
- Higher wear and abrasion resistance resulting in a longer service life in harsh environments compared to standard curve materials
- Minimum moisture absorption

PRODUCT DESCRIPTION

Nolu-CP curves are made with Regal Rexnord's exclusive compounds of UHMW and micro glass beads. Corner tracks made with this material are the most suitable for abrasive working conditions.

BEVERAGE INDUSTRY APPLICATION

In Returnable Glass Bottle (RGB) lines, the section from the depalletizer to the bottle washer (dirt area) is characterized by the presence of abrasive debris and dirt coming from the RGB lines and crates.

Nolu-CP curves provide high performance and have longer service life than standard curves.

INDUSTRY

- Returnable Glass Bottle (RGB) lines in Beverage
- Glass Manufacturing

APPLICATIONS

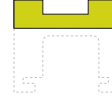
- Harsh environments in RGB lines with higher wear and abrasive debris
- In Glass Manufacturing applications, such as after the squeeze tester, where there are many broken glass particles

KEY SPECIFICATIONS

- UHMW material and micro glass beads
- Color: Green-Yellow
- Works in temperatures -40°C to 80°C, in both dry and wet conditions



SYSTEM PLAST® NOLU-CP™ CURVES



881 M K450									
NUMBER OF TRACKS	TL	R	L	ANGLE	ITEM DESCRIPTION (complete curve)	PART NUMBER (complete curve)	ITEM DESCRIPTION (upper part only)	PART NUMBER (upper part only)	
1	129	500	125	30	KMD21-30-01C-CP	AA2413173	KMDO21-30-01C-CP	AA2413172	
1	129	500	125	45	KMD21-45-01C-CP	213896	KMDO21-45-01C-CP	213118	
1	129	500	125	90	KMD21-90-01C-CP	AA2407250	KMDO21-90-01C-CP	213116	



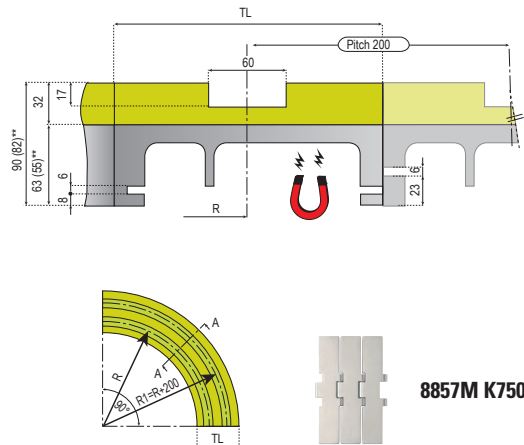
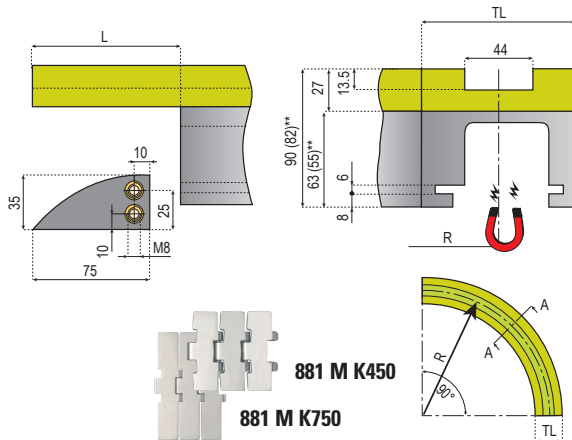
881 M K750									
NUMBER OF TRACKS	TL	R	L	ANGLE	ITEM DESCRIPTION (complete curve)	PART NUMBER (complete curve)	ITEM DESCRIPTION (upper part only)	PART NUMBER (upper part only)	
1	214	860	0	30	KMD32-30-01A-P-CP	AA2413177	KMDO32-30-01A-P-CP	AA2413176	
1	214	860	0	45	KMD32-45-01A-P-CP	AA2413180	KMDO32-45-01A-P-CP	AA2413179	
1	214	860	0	90	KMD32-90-01A-P-CP	AA2403225	KMDO32-90-01A-P-CP	212640	

**Dimensions (...) are for 1-track 881M K750 curves



8857M K750									
NUMBER OF TRACKS	TL	R	L	ANGLE	ITEM DESCRIPTION (complete curve)	PART NUMBER (complete curve)	ITEM DESCRIPTION (upper part only)	PART NUMBER (upper part only)	
1	214	860	125	30	KMD41-30-01C-CP	AA2412291	KMDO41-30-01C-CP	AA2412290	
1	214	860	125	45	KMD41-45-01C-CP	212334	KMDO41-45-01C-CP	AA2412478	
1	214	860	125	90	KMD41-90-01C-CP	212333	KMDO41-90-01C-CP	AA2412476	
1	214	860	0	90	KMD41-90-01A-CP	AA2413181	KMDO41-90-01A-CP	AA2407659	
2	414	860	0	90	KMD41-90-02A-CP	AA2413182	KMDO41-90-02A-CP	AA2416646	

**Dimensions (...) are for 1-track 8857M K750 curves



SYSTEM PLAST®

Automation and Motion Control Regal Rexnord

Customer Service: 800-626-2120

Technical Service: 800-626-2093

CustomerService.PTSolutions@regalrexnord.com

[regalrexnord.com](https://www.regalrexnord.com)

The proper selection and application of products and components, including assuring that the product is safe for its intended use, are the responsibility of the customer. To view our Application Considerations, please visit <https://www.regalrexnord.com/Application-Considerations>.

To view our Standard Terms and Conditions of Sale, please visit <https://www.regalrexnord.com/Terms-and-Conditions-of-Sale> (which may redirect to other website locations based on product family).

"Regal Rexnord" is not indicative of legal entity. Refer to product purchase documentation for the applicable legal entity.

Regal Rexnord, Nolu-CP, System Plast and TopTrac are trademarks of Regal Rexnord Corporation or one of its affiliated companies.

© 2021, 2023 Regal Rexnord Corporation, All Rights Reserved. MCSSP22164E • Form# 10232E

RegalRexnord